

Reception Curriculum Newsletter

It's the Summer term and we are really proud of how independent and grown up our Reception class children have become. As the weather continues to improve we are embracing the opportunity to extend our learning into the outdoor area and our new allotment will be the focus of lots of our science work this term.



Reading

At the beginning of the year we talked about reading at home being the key to success in school. The message remains the same - read, read and read! Continue to practise your child's reading book over again to build fluency and to really embed those words into long term memory. If you have not yet done so, I would also encourage you to access the online reading book that is set for your child each Friday. The website is <https://www.oxfordowl.co.uk/login> and your child's username and password is in the back of their reading diary. If you have any problems logging on, please let me know.



Handwriting

As part of our Read, Write, Inc phonics children now have little handwriting phrases to help them to form their letters correctly. A copy of these is at the end of the newsletter for anyone who would like one.



Topic and Literacy

Our topic this term is 'Our Wonderful World'. We will be finding out about plants and minibeasts as well as reading stories set in other countries. Our topic will be enriched through a variety of books, including The Very Hungry Caterpillar, Baby goes to Market and Jack and the Beanstalk. Some of the exciting activities that we will be doing include growing beanstalks, watching a caterpillar grow into a butterfly and visiting the local market to buy fruit and vegetables.



Maths

This term children will learning all about numbers to 20. We will be looking at how numbers 11 - 20 are made up of a ten and a single digit and extending our work on addition and subtraction. Children will also be learning to double and half, to share and group objects and to identify odd and even numbers.

By the end of the year all children should be secure in recalling pairs of numbers that equal 5. They should know that the pairs of numbers that make 5 are 0/5, 1/ 4, 2/3. They should also be able to recall subtractions to 5, for example 5 - 1, 5 - 2, 5 - 3, 5 - 4, 5 - 5. Using fingers at home is a good way to practice this and we also like the number bond song at [I Know My Number Bonds 5 | Number Bonds to 5 | Addition Song for Kids | Jack Hartmann - YouTube](#). Numberblocks also do a super episode at [BBC iPlayer - Numberblocks - Series 1: Holes](#).

Times and Dates

Monday am - Fitness with Mrs Harvey

Tuesday am - P.E. with Mrs Branch





























CHAT Tuesday 3.15 - 3.45pm - Please pop in and Tuesday if you would like to see the class teacher or look at your child's work.

Reception Visit to the library - Monday 9th May. 1.30 - 2.30pm. A chance to look at books and listen to a story read by the librarian.

And finally.....

It can never be said enough times, but thank you for your continued support from home. This class continue to be a joy to teach and we look forward to another happy and successful term working with you.

Mrs Branch and the Reception team

<p>a</p>  <p>Around the apple and down the leaf.</p>	<p>b</p>  <p>Down the laces to the heel and around the toe.</p>	<p>c</p>  <p>Curl around the caterpillar.</p>	<p>d</p>  <p>Around the dinosaurs bottom, up his tall neck & down to his toes.</p>	<p>e</p>  <p>Lift off the top and scoop out the egg.</p>	<p>f</p>  <p>Down the stem and draw the leaves.</p>
<p>g</p>  <p>Around the girls face, down her hair and give her a curl.</p>	<p>h</p>  <p>Down the head, to his hooves and over his back.</p>	<p>i</p>  <p>Down the body and dot for the head.</p>	<p>j</p>  <p>Down his body, curl, dot for his head.</p>	<p>k</p>  <p>Down the kangaroo's body tail and leg.</p>	<p>l</p>  <p>Down the long leg.</p>
<p>m</p>  <p>Down Maisie, mountain, mountain.</p>	<p>n</p>  <p>Down Nobby and over his net.</p>	<p>o</p>  <p>All around the orange.</p>	<p>p</p>  <p>Down the pirates plait and around his face.</p>	<p>q</p>  <p>Round her head, up past her earring, down her hair, and flick.</p>	<p>r</p>  <p>Down the robots back and curl over his arm.</p>
<p>s</p>  <p>Slither down the snake.</p>	<p>t</p>  <p>Down the tower, across the tower.</p>	<p>u</p>  <p>Down and under, up to the top and draw the puddle.</p>	<p>v</p>  <p>Down a wing, up a wing.</p>	<p>w</p>  <p>Down, up, down, up.</p>	<p>x</p>  <p>Down the arm and leg, repeat the other side.</p>
<p>y</p>  <p>Down a horn, up a horn and under head.</p>	<p>z</p>  <p>Zig-zag-zig.</p>				